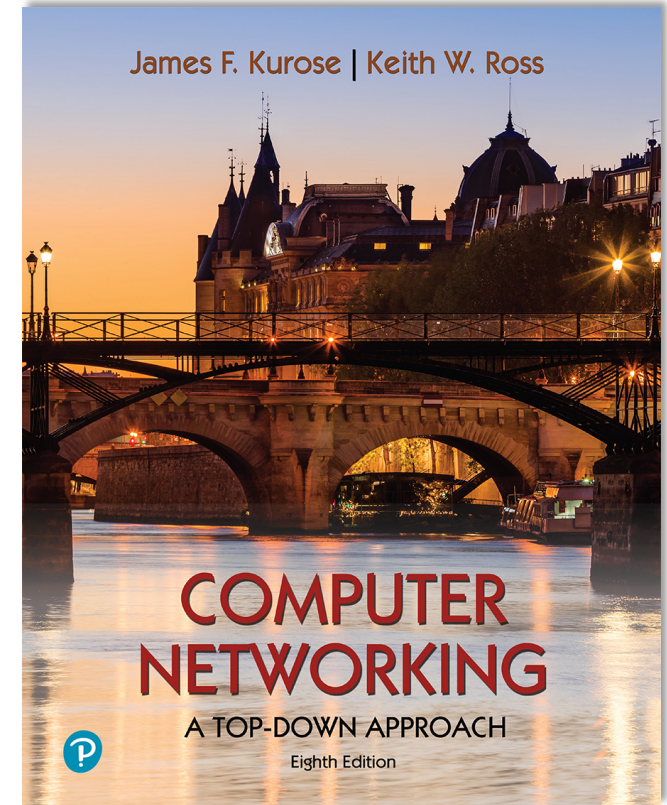


Chapter 6

The Link Layer and LANs



Computer Networking: A Top-Down Approach

8th edition

Jim Kurose, Keith Ross
Pearson, 2020

Acknowledgement: Based on the textbook's website:
https://gaia.cs.umass.edu/kurose_ross/index.php

Link layer, LANs: roadmap

- introduction
- error detection, correction
- **multiple access protocols**
- LANs
 - addressing, ARP
 - Ethernet
 - switches
 - VLANs
- link virtualization: MPLS
- data center networking



- a day in the life of a web request

Multiple access links, protocols

two types of “links”:

- point-to-point
 - point-to-point link between Ethernet switch, host
- **broadcast (shared wire or medium)**
 - old-school Ethernet
 - 802.11 wireless LAN, 4G/4G. satellite



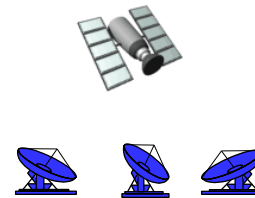
shared wire (e.g.,
cabled Ethernet)



shared radio: 4G/5G



shared radio: WiFi



shared radio: satellite



humans at a cocktail party
(shared air, acoustical)

Multiple access protocols

- single shared broadcast channel
- two or more simultaneous transmissions by nodes: interference
 - *collision* if node receives two or more signals at the same time

multiple access protocol

- distributed algorithm that determines how nodes share channel, i.e., determine when node can transmit
- communication about channel sharing must use channel itself!
 - no out-of-band channel for coordination

An ideal multiple access protocol

given: multiple access channel (MAC) of rate R bps

desiderata:

1. when one node wants to transmit, it can send at rate R .
2. when M nodes want to transmit, each can send at average rate R/M
3. fully decentralized:
 - no special node to coordinate transmissions
 - no synchronization of clocks, slots
4. simple

MAC protocols: taxonomy

three broad classes:

- **channel partitioning**

- divide channel into smaller “pieces” (time slots, frequency, code)
- allocate piece to node for exclusive use

- **random access**

- channel not divided, allow collisions
- “recover” from collisions

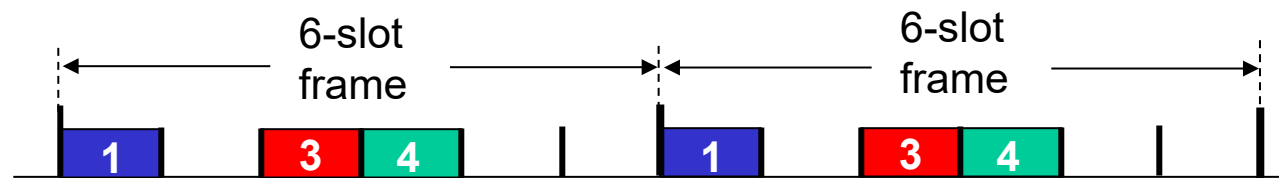
- **“taking turns”**

- nodes take turns, but nodes with more to send can take longer turns

Channel partitioning MAC protocols: TDMA

TDMA: time division multiple access

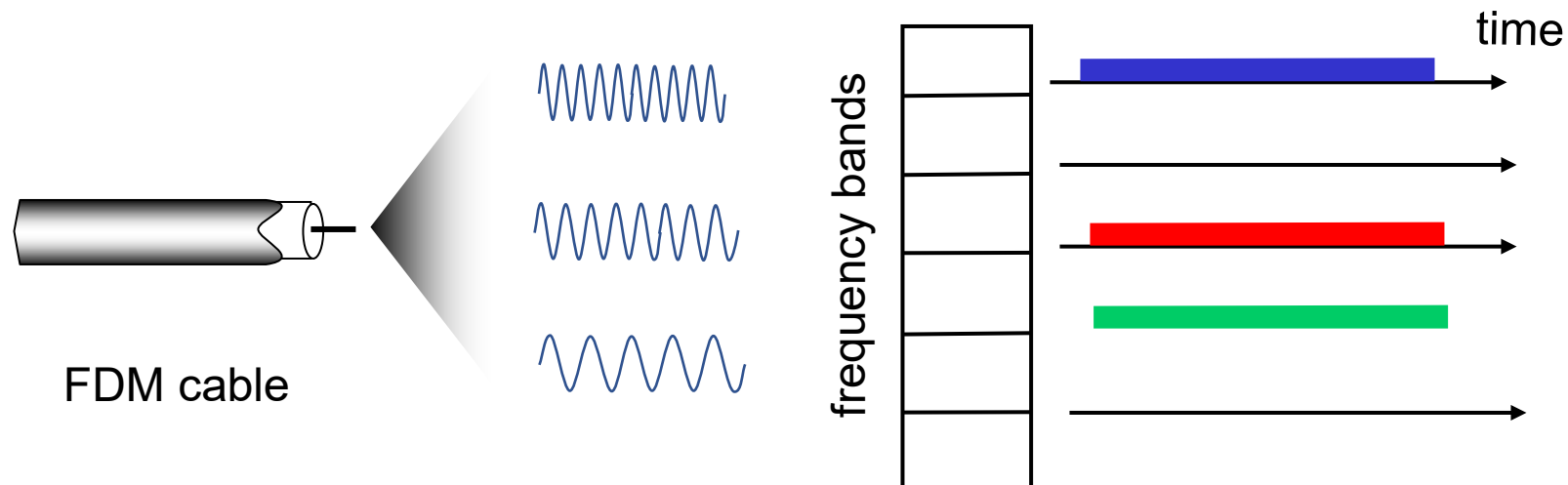
- access to channel in “rounds”
- each station gets fixed length slot (length = packet transmission time) in each round
- unused slots go idle
- example: 6-station LAN, 1,3,4 have packets to send, slots 2,5,6 idle



Channel partitioning MAC protocols: FDMA

FDMA: frequency division multiple access

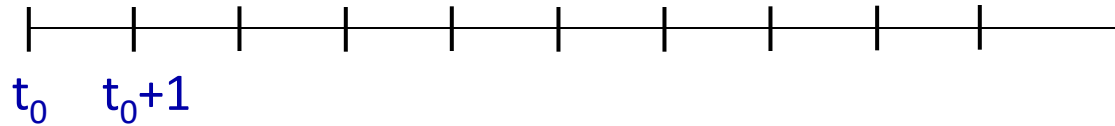
- channel spectrum divided into frequency bands
- each station assigned fixed frequency band
- unused transmission time in frequency bands go idle
- example: 6-station LAN, 1,3,4 have packet to send, frequency bands 2,5,6 idle



Random access protocols

- when node has packet to send
 - transmit at full channel data rate R
 - no *a priori* coordination among nodes
- two or more transmitting nodes: “collision”
- **random access protocol** specifies:
 - how to detect collisions
 - how to recover from collisions (e.g., via delayed retransmissions)
- examples of random access MAC protocols:
 - ALOHA, slotted ALOHA
 - CSMA, CSMA/CD, CSMA/CA

Slotted ALOHA



assumptions:

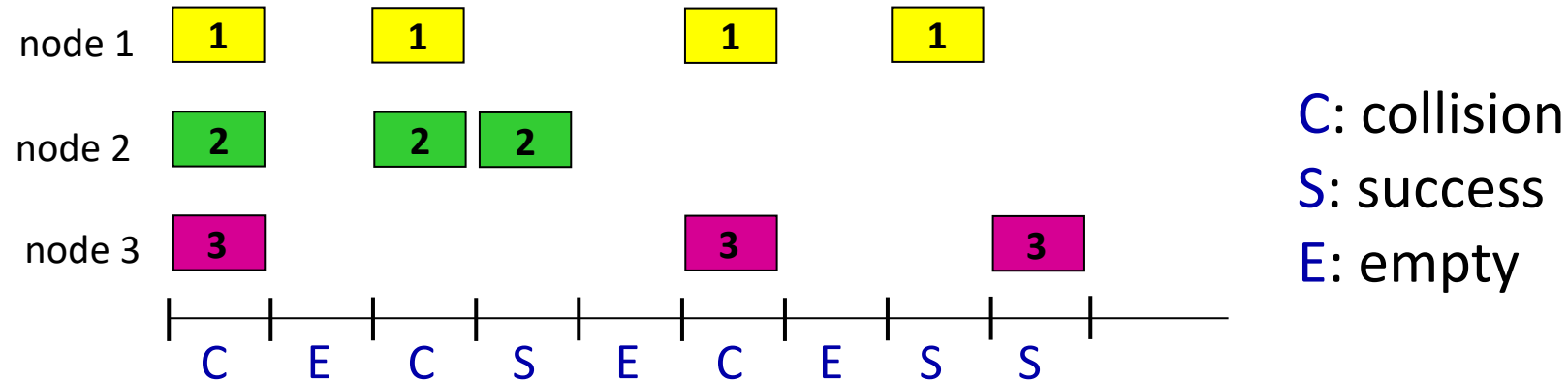
- all frames same size
- time divided into equal size slots (time to transmit 1 frame)
- nodes start to transmit only slot beginning
- nodes are synchronized
- if 2 or more nodes transmit in slot, all nodes detect collision

operation:

- when node obtains fresh frame, transmits in next slot
 - *if no collision*: node can send new frame in next slot
 - *if collision*: node retransmits frame in each subsequent slot with probability p until success

randomization to avoid repeated collisions

Slotted ALOHA



Pros:

- single active node can continuously transmit at full rate of channel
- highly decentralized: only slots in nodes need to be in sync
- simple

Cons:

- collisions, wasting slots
- idle slots
- nodes may be able to detect collision in less than time to transmit packet
- clock synchronization

Slotted ALOHA: efficiency

efficiency: long-run fraction of successful slots (many nodes, all with many frames to send)

- *suppose:* N nodes with many frames to send, each transmits in slot with probability p
 - prob that given node has success in a slot = $p(1-p)^{N-1}$
 - prob that *any* node has a success = $Np(1-p)^{N-1}$
 - max efficiency: find p^* that maximizes $Np(1-p)^{N-1}$
 - for many nodes, take limit of $Np^*(1-p^*)^{N-1}$ as N goes to infinity, gives:

max efficiency = $1/e = .37$

- *at best:* channel used for useful transmissions 37% of time!



CSMA (carrier sense multiple access)

simple **CSMA**: listen before transmit:

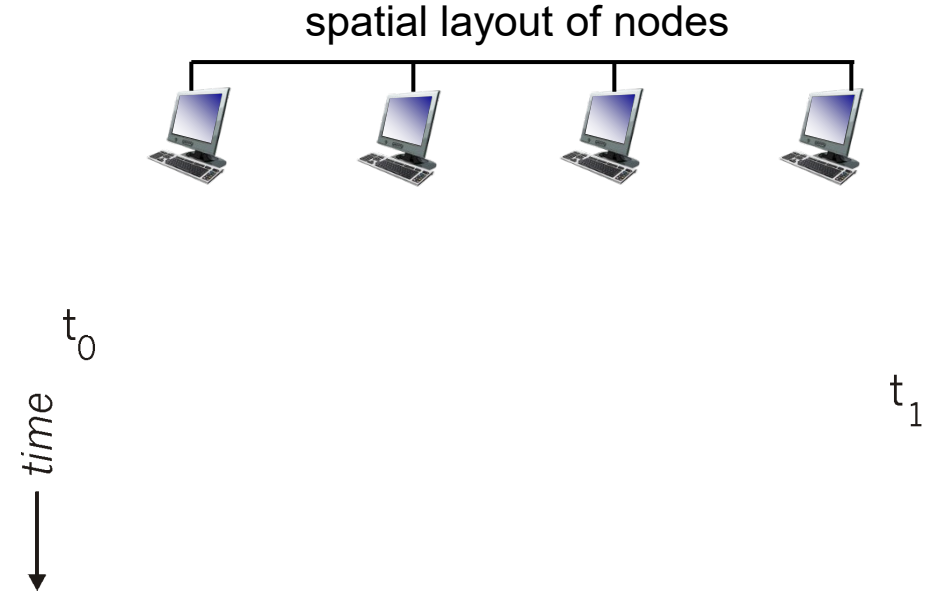
- if channel sensed idle: transmit entire frame
- if channel sensed busy: defer transmission
- human analogy: don't interrupt others!

CSMA/CD: CSMA with *collision detection*

- collisions *detected* within short time
- colliding transmissions aborted, reducing channel wastage
- collision detection easy in wired, difficult with wireless
- human analogy: the polite conversationalist

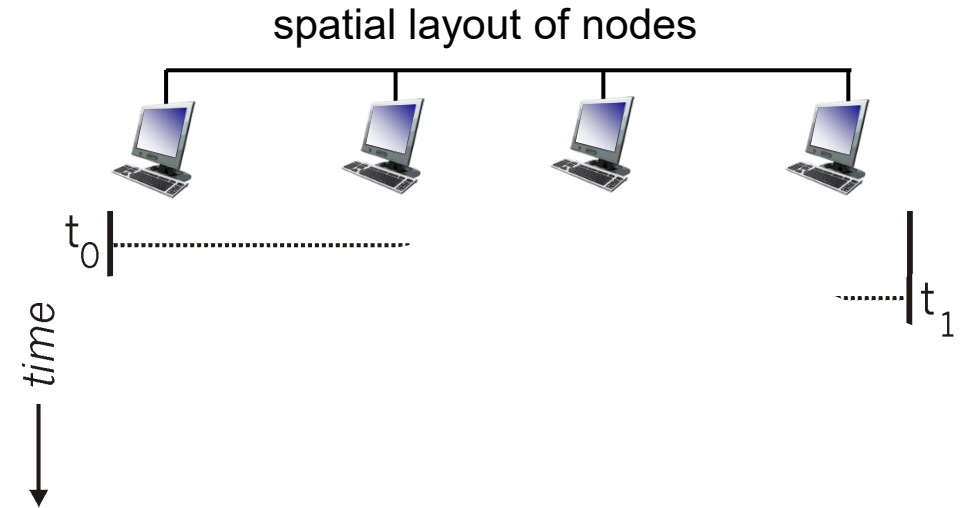
CSMA: collisions

- collisions can *still* occur with carrier sensing:
 - **propagation delay** means two nodes may not hear each other's just-started transmission
- **collision**: entire packet transmission time wasted
 - distance & propagation delay play role in determining collision probability



CSMA/CD:

- CSMA/CD reduces the amount of time wasted in collisions
 - transmission aborted on collision detection



Ethernet CSMA/CD algorithm

1. Ethernet receives datagram from network layer, creates frame
2. If Ethernet senses channel:
 - if **idle**: start frame transmission.
 - if **busy**: wait until channel idle, then transmit
3. If entire frame transmitted without collision - done!
4. If another transmission detected while sending: abort, send jam signal
5. After aborting, enter *binary (exponential) backoff*:
 - after m th collision, chooses K at random from $\{0, 1, 2, \dots, 2^m - 1\}$. Ethernet waits $K \cdot 512$ bit times, returns to Step 2
 - more collisions: longer backoff interval

“Taking turns” MAC protocols

channel partitioning MAC protocols:

- share channel *efficiently* and *fairly* at high load
- inefficient at low load: delay in channel access, $1/N$ bandwidth allocated even if only 1 active node!

random access MAC protocols

- efficient at low load: single node can fully utilize channel
- high load: collision overhead

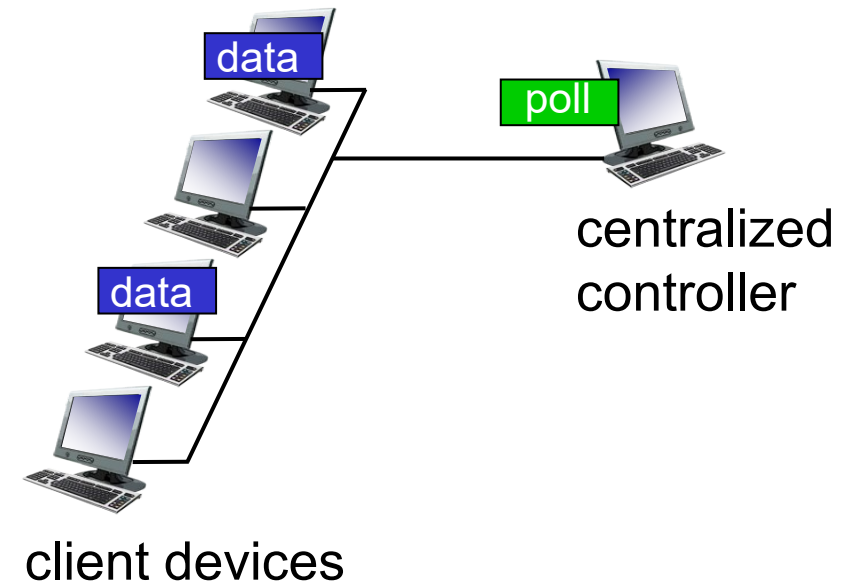
“taking turns” protocols

- look for best of both worlds!

“Taking turns” MAC protocols

polling:

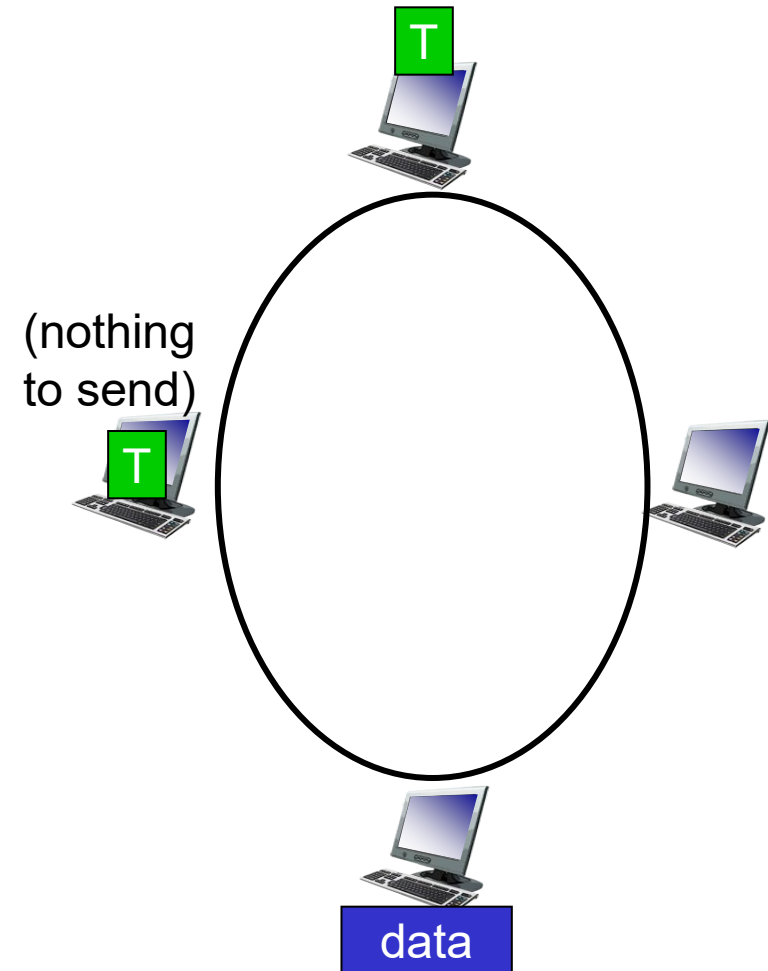
- centralized controller “invites” other nodes to transmit in turn
- typically used with “dumb” devices
- concerns:
 - polling overhead
 - latency
 - single point of failure (master)
- Bluetooth uses polling



“Taking turns” MAC protocols

token passing:

- control *token* message explicitly passed from one node to next, sequentially
 - transmit while holding token
- concerns:
 - token overhead
 - latency
 - single point of failure (token)



Summary of MAC protocols

- **channel partitioning**, by time, frequency or code
 - Time Division, Frequency Division
- **random access** (dynamic),
 - ALOHA, S-ALOHA, CSMA, CSMA/CD
 - carrier sensing: easy in some technologies (wire), hard in others (wireless)
 - CSMA/CD used in Ethernet
 - CSMA/CA used in 802.11
- **taking turns**
 - polling from central site, token passing
 - Bluetooth, FDDI, token ring